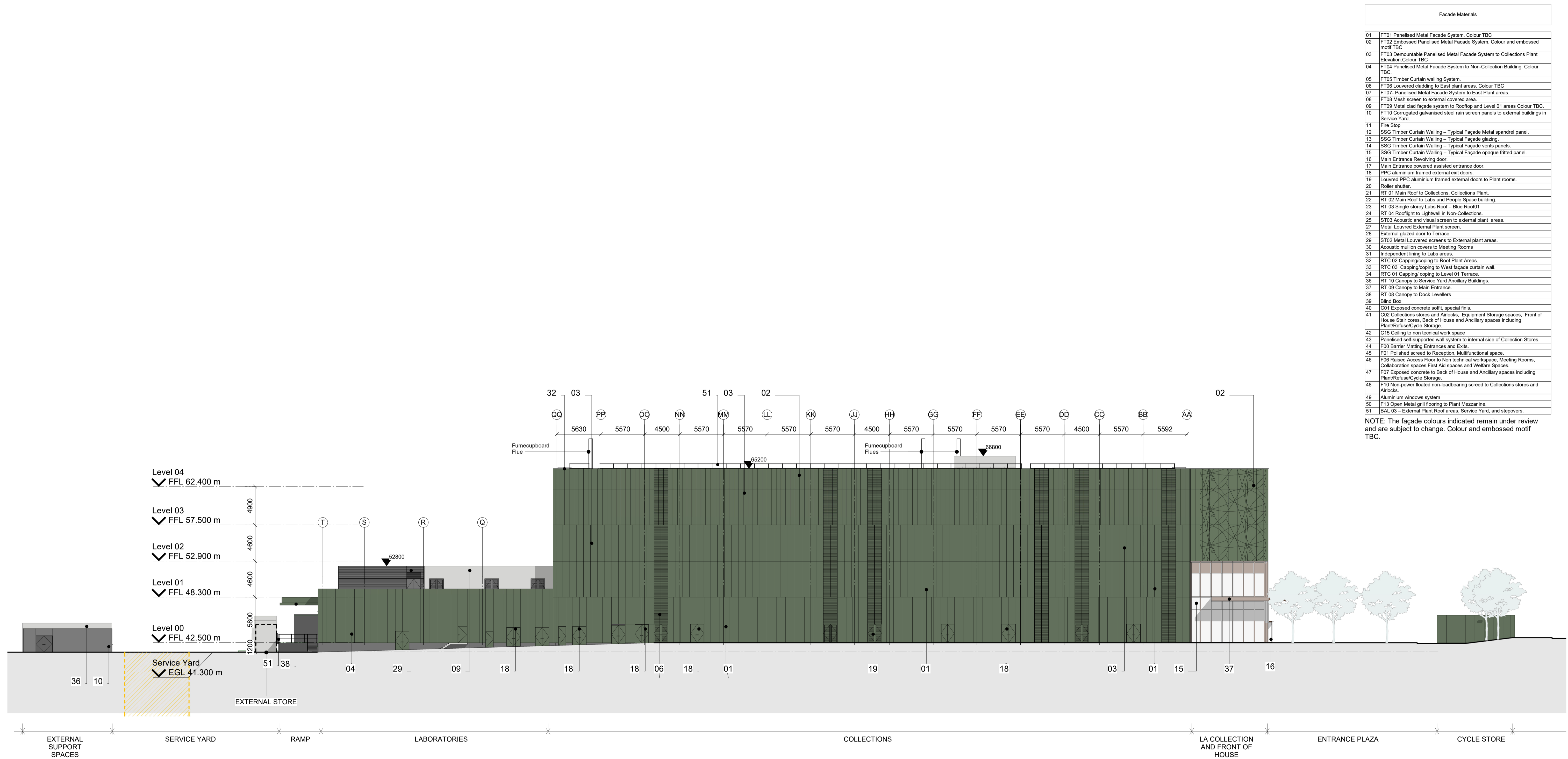


143

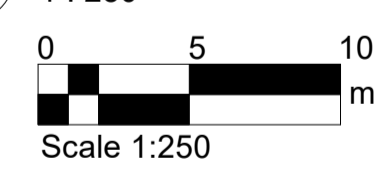


Facade Materials

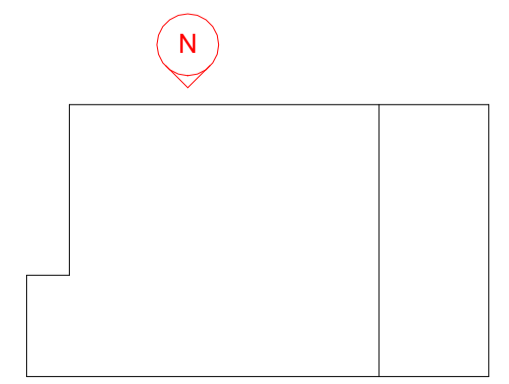
01	FT01 Panelised Metal Facade System. Colour TBC
02	FT02 Embossed Panelised Metal Facade System. Colour and embossed motif TBC
03	FT03 Demountable Panelised Metal Facade System to Collections Plant Elevation Colour TBC
04	FT04 Panelised Metal Facade System to Non-Collection Building. Colour TBC.
05	FT05 Timber Curtain Walling System.
06	FT06 Louvered cladding to East plant areas. Colour TBC.
07	FT07- Panelised Metal Facade System to East Plant areas.
08	FT08 Mesh screen to external covered area.
09	FT09 Metal clad facade system to Rooftop and Level 01 areas. Colour TBC.
10	FT10 Corrugated galvanised steel rain screen panels to external buildings in Service Yard.
11	Fire Stop
12	SSG Timber Curtain Walling – Typical Facade Metal spandrel panel.
13	SSG Timber Curtain Walling – Typical Facade glazing.
14	SSG Timber Curtain Walling – Typical Facade vents panels.
15	SSG Timber Curtain Walling – Typical Facade opaque fritted panel.
16	Main Entrance Revolving door.
17	Main Entrance powered assisted entrance door.
18	PPC aluminium framed external exit doors.
19	Louvered PPC aluminium framed external doors to Plant rooms.
20	Roller shutter.
21	RT 01 Main Roof to Collections, Collections Plant.
22	RT 02 Main Roof to Labs and People Space building.
23	RT 03 Single storey Labs Roof – Blue Roof01
24	RT 04 Rooftight to Lightwell in Non-Collections.
25	ST03 Acoustic and visual screen to external plant areas.
27	Metal Louvered External Plant screen.
28	External glazed door to Terrace
29	ST02 Metal Louvered screens to External plant areas.
30	Acoustic mullion covers to Meeting Rooms
31	Independent lining to Labs areas
32	RTC 02 Capping/coping to Roof Plant Areas.
33	RTC 03 Capping/coping to West facade curtain wall.
34	RTC 01 Capping/ coping to Level 01 Terrace
36	RT 10 Canopy to Service Yard Ancillary Buildings.
37	RT 09 Canopy to Main Entrance.
38	RT 08 Canopy to Dock Levelers
39	Blind Box
40	C01 Exposed concrete soffit, special fins.
41	C02 Collections stores and Airlocks, Equipment Storage spaces, Front of House Stair cores, Back of House and Ancillary spaces including Plant/Refuse/Cycle Storage.
42	C15 Ceiling to non technical work space
43	Panelised self-supported wall system to internal side of Collection Stores.
44	F00 Barrier Matting Entrances and Exits
45	F01 Polished screed to Reception, Multifunctional space.
46	F06 Raised Access Floor to Non technical workspace, Meeting Rooms, Collaboration spaces, First Aid spaces and Welfare Spaces.
47	F07 Exposed concrete to Back of House and Ancillary spaces including Plant/Refuse/Cycle Storage.
48	F10 Non-power floated non-loadbearing screed to Collections stores and Airlocks.
49	Aluminum windows system
50	F13 Open Metal grill flooring to Plant Mezzanine.
51	BAL 03 – External Plant Roof areas, Service Yard, and stepovers.

NOTE: The facade colours indicated remain under review and are subject to change. Colour and embossed motif TBC.

1 East Elevation



General Note:
 Dimensions are not to be scaled from this drawing. All discrepancies in this drawing are to be reported to Feilden Clegg Bradley Studios.
 Drawing only to be used for the purposes it was issued for. Do not modify any element of this CAD drawing. Landscape, public realm and neighbouring buildings shown indicatively. This drawing is copyright.



FeildenCleggBradleyStudios
 LLP
 London Office
 Tottenham Street
 London
 W1T 4RG
 t +44 20 7323 5737
 e london@fcbstudios.com

Rev	Status	Date
P01	S5	15/11/2023
P02	S5	16/11/2023

SUITABLE FOR PLANNING

Job/Drawing No	RD001-FCB-XX-ZZ-DR-A-0802	Revision	P02
Status	NHM Unlocked, Thames Valley Science Park	Status	S5
East Elevation			

Scale As indicated@A1
 Date October 2023
 Drawn Group JC
 Checked Group JC
 FCBS project no RD001
 Do not scale All dimensions to be checked on site

This page is intentionally left blank